



Skyjed

Mission Control for
Your Business

Skyjed Connect Guide

Respond to an Invite **2** of 3

Skyjed Connect: Quick Steps to Get Started

RESPOND TO AN INVITE


Welcome to Skyjed Connect! Thanks for joining as a **CONNECT ESSENTIALS**

Skyjed Connect enables the sharing and collection of important product information between Partner organisations. We'll help you set up your organisations' Skyjed account so that you can easily connect with your Partner and start using Skyjed Connect.

Let's get you started!

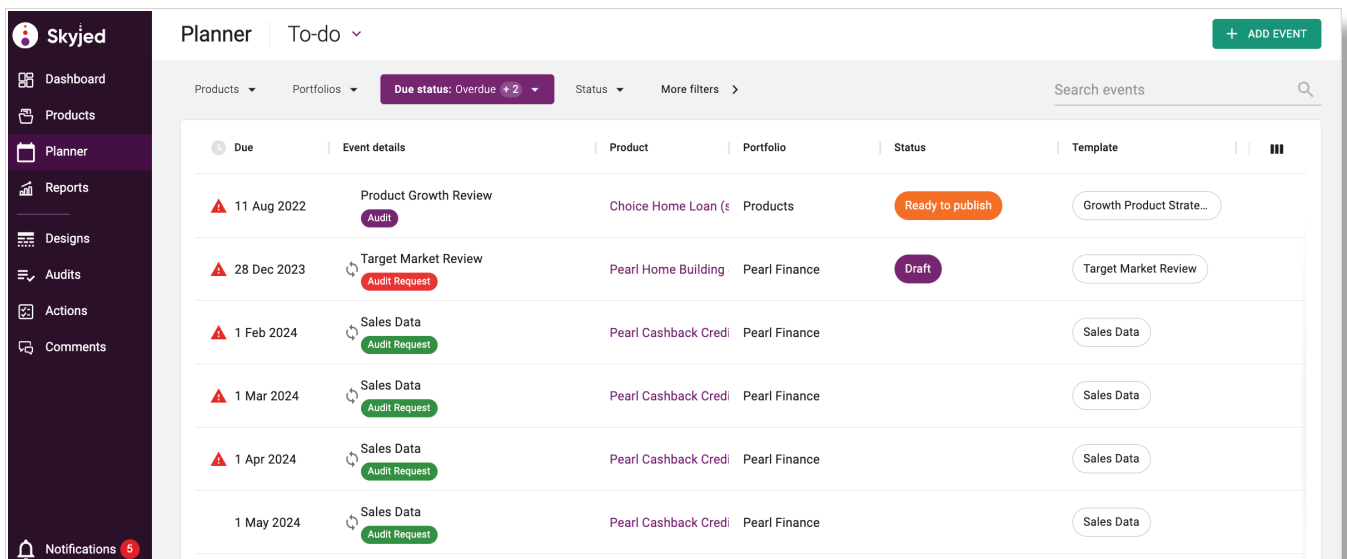
1 INVITATION FROM PARTNER

Open the email invitation from Skyjed to connect with your Partner and click **VIEW SKYJED INVITE**. If your organisation is already using Skyjed, click the button on the left to log in. If new to Skyjed, click the button on the right and follow the prompts to create your organisation's account. Click on **GO TO MY PLANNER**.



2 RESPOND TO REQUESTS

When a Partner requests information from you (e.g. sales or complaints data), this is managed through an **EVENT** in the **PLANNER PAGE**. You will be notified via email with a link directing you to the **EVENT**. Partner-owned Events include the word **REQUEST** to differentiate them from internal Events.

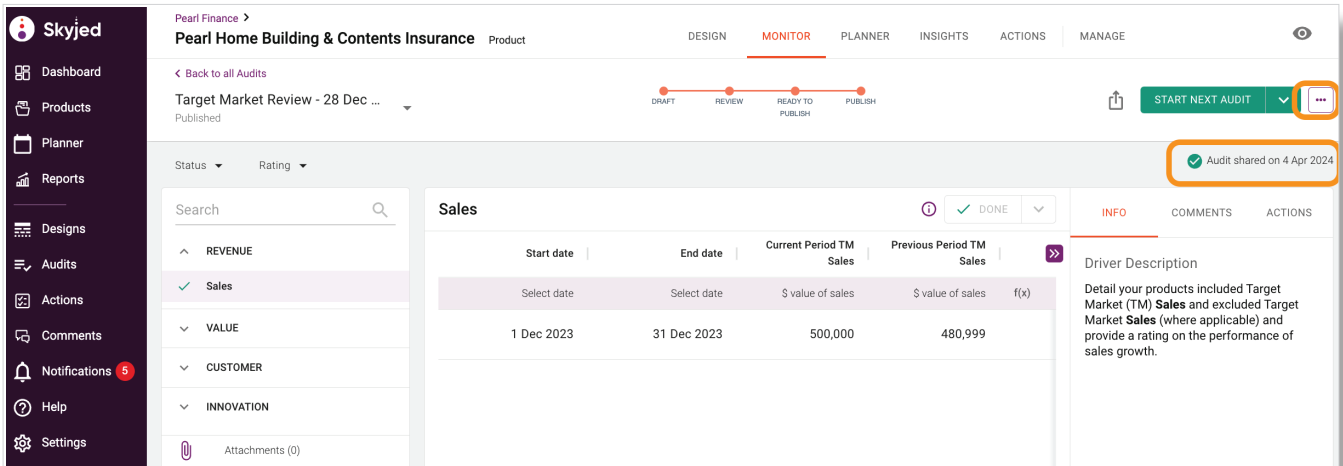
A screenshot of the Skyjed Planner interface. The left sidebar shows navigation options: Dashboard, Products, Planner (selected), Reports, Designs, Audits, Actions, and Comments. The main area is titled "Planner" and "To-do". It features a table of events with columns for Due date, Event details, Product, Portfolio, Status, and Template. The table shows several events, including "Product Growth Review", "Target Market Review", and multiple "Sales Data" events. The "Due status" is "Overdue +2".

| Due | Event details | Product | Portfolio | Status | Template |
|-------------|---------------------------------------|----------------------|---------------|------------------|--------------------------|
| 11 Aug 2022 | Product Growth Review Audit | Choice Home Loan (€) | Products | Ready to publish | Growth Product Strate... |
| 28 Dec 2023 | Target Market Review Audit Request | Pearl Home Building | Pearl Finance | Draft | Target Market Review |
| 1 Feb 2024 | Sales Data Audit Request | Pearl Cashback Credi | Pearl Finance | | Sales Data |
| 1 Mar 2024 | Sales Data Audit Request | Pearl Cashback Credi | Pearl Finance | | Sales Data |
| 1 Apr 2024 | Sales Data Audit Request | Pearl Cashback Credi | Pearl Finance | | Sales Data |
| 1 May 2024 | Sales Data Audit Request | Pearl Cashback Credi | Pearl Finance | | Sales Data |

Click on the Product name to start your **DESIGN** or **AUDIT**. Read the guidance text in the panel to the right and populate the requested information in each Driver. Where lots of data needs to be added, use the **...** meatball menu to access the **DATA IMPORT** wizard.

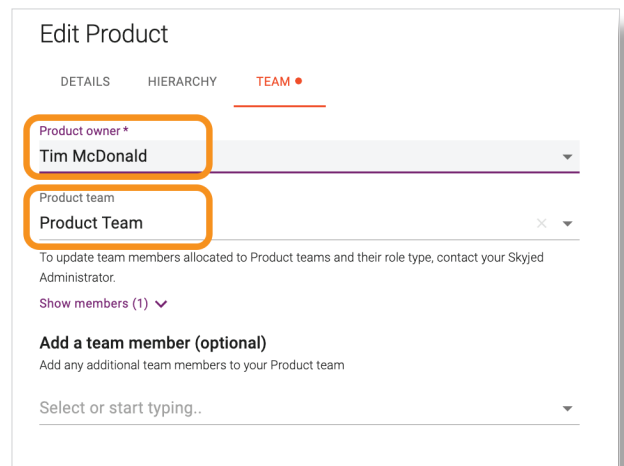
When your data is ready to be sent to your Partner, **PUBLISH** the **DESIGN** or **AUDIT** and you will be prompted to **SHARE**, ensure you do so. You will notice a **GREEN TICK** to confirm that it is shared.

Use the meatball menu **...** to **RECALL** a **DESIGN** or **AUDIT** or **VIEW DETAILS**.




3 INVITE USERS/TEAM

You are the default owner of any Products you create in Skyjed and can update this at any time. In the **PURPLE SIDE BAR**, select **SETTINGS > USERS**, and invite most users as Standard Users. Select **SETTINGS > TEAMS**, to add Teams. On the **PRODUCTS** page, use the meatball menu **...** to change the Product Owner and grant access to a Team. Click **HELP** and search our **KNOWLEDGE CENTER** for more on roles and permissions.



4

ON-GOING MANAGEMENT

As an Admin, you will be responsible for maintaining the connection to Partners and their Products. On the **PARTNERS** page, click on the meatball menu  for Partner Details, Products, History and Share Log.

Look out for Skyjed **NOTIFICATIONS**! These will direct you to this page when you have new Partners or Products to connect to.

Pearl Finance details

DETAILS PRODUCTS HISTORY LOG SHARE LOG

Organisation name *

Pearl Finance

Organisation legal name

Pearl Finance

Company number

1234 5678

Tax number

1234 5678

Primary contact

CANCEL

SAVE

If you have any questions, please contact us at support@skyjed.com

TIPS TO SET-UP FOR SUCCESS WITH SKYJED CONNECT

USE SKYJED FOR YOUR OWN PRODUCTS

Skyjed is a product lifecycle governance tool that you can use to manage your own products, as well as connecting to Partner products. Simply, add a product, develop the design and publish. In the Audit workspace develop a cadence around the review and monitoring of your product and use Skyjed's pre-built Design Templates and Audit Templates.

For more information, click on the **HELP** button in Skyjed and search **Getting Started** in our Knowledge Center.



HOLISTIC VIEW

PRODUCT HEALTH CHECK SCORE

Skyjed's Audit Templates are developed to provide you with a Product Health Check Score that evaluates your product's financial and non-financial metrics.

The Product Health Check Score is a valuable indicator for areas of product health requiring attention, or containing opportunities, and breaks it down across 6 key product domains - Revenue, Value, Customer Experience, Innovation, Regulatory, and Sustainability.



360-DEGREE VIEW

CREATE YOUR OWN TEMPLATES AND DRIVERS

Developing your own templates is super easy, in Settings select Design or Audit Templates and Create Template. Check the Drivers that you would like to include in your template, these are information prompts for financial and non-financial metrics. Update the status of the template to active and you can now select them in your Product Designs or Product Reviews.



**CONSISTENT
CADENCE**

GET THE MOST OUT OF SKYJED

Upgrade from CONNECT ESSENTIALS to CONNECT PREMIUM to gain additional features: share information with and request information from Partners, set up automated workflows to create actions when trigger events occur, and more. There's so much you can do in Skyjed!

To learn more search our Knowledge Center or contact us at support@skyjed.com



**INTEGRATED
WORKSPACE**